



Pre-inserted vinyl slats woven in chain link mesh

PRIVA-MAX™

95% Privacy Screening

Features:

- *Time Saving Installation*
- *95% Privacy*
- *Variety of Colors*
- *No Staples or Clips*
- *Durability*
- *Practically Maintenance Free*
- *Fade Resistant Colors*

MERCHANTS METALS

Merchants Metals is one of the world's largest manufacturers of chain link fabric with vinyl pre-inserted slats. We call this product Priva-Max™

As an American owned and operated company Merchants Metals' products are distributed through our 8 manufacturing facilities and 47 services centers nationwide.

All Merchants Metals' products are available through our exclusive Authorized Dealer network and other fence contracting professionals. When you deal with a Merchants Metals Authorized Dealer, you can be assured you are dealing with a qualified fence professional, using only quality products backed by manufacturer's warranties.

*Priva-Max™
meets or exceeds
all ASTM*

PRIVA-MAX™ is a combination of 3 1/2" x 5" chain link mesh that is made of galvanized before weaving (GBW), 9 gage wire and specially designed PVC extruded fence slats. Each strand of wire contains a zinc coating weight of 1.2 oz per sq. ft minimum and a 1290 lb break strength minimum. PVC slats are extruded in a shape that, when inserted into the fabric, creates a 95% privacy screen.

COMPARE

PRIVA-MAX™



STANDARD

PRIVACY

Priva-Max™ fencing gives you 95% privacy. Standard fence with prewoven slats gives you only 75% privacy or less. That's 20% more privacy with Priva-Max™.

HEIGHTS & LENGTHS

Priva-Max™ is available in 6' and 8' heights and 25' lengths. Rolls of this fabric may be woven together to obtain longer lengths. Special heights are available upon request.



WIRE

The standard wire used in Priva-Max™ is galvanized before weaving (GBW). Vinyl coated or aluminized wire is also available. The chain link fabric is woven with wire coated in conformance with ASTM A817.

DURABILITY

PVC fence products are resistant to severe weather conditions, salt water, sand, road dirt, most acids, alcohol, alkaline, ammonia, petroleum distillates, and common environmental pollutants.

VIRTUALLY MAINTENANCE FREE

The only maintenance is pressure cleaning of the surface contaminants with plain water.




MERCHANTS METALS

The First Name In Fence

TIME SAVING INSTALLATION

Because Priva-Max™ slats are factory installed during the weaving process, you will save time and money.



NO STAPLES OR CLIPS

Priva-Max™ slats are inserted during the weaving process and a standard knuckle is formed at the top and bottom of the fabric that locks the slat in place. No staples or clips are required.



COLORS

Priva-Max™ slats are available in brown, redwood, green, white, gray or beige. Custom colors are available upon request and minimum orders are required.

LONG LASTING COLOR

Priva-Max™ slats are extruded from High Density Polyethylene (HDPE), color pigments and ultra violet (UV) inhibitors, specifically designed to retard the harmful effects of the sun and lengthen the life of the product.

HDPE TECHNICAL PROPERTIES

PROPERTY

VALUE

<u>Melt Index</u>	(0.6) A low melt index indicates improved stress and crack resistance.
<u>Density</u>	(0.957) Polyethylene density may range from 0.914 to 0.960. A higher density yields maximum stiffness without becoming brittle.
<u>Minimum Temp.</u>	(-76°F) Polyethylene stays flexible even at this temperature extreme.
<u>Maximum Temp.</u>	(250°F) Polyethylene does not distort until reaching this temperature.
<u>Tensile Strength</u>	(3,700 psi) Material will not suffer distortion at lesser loads or impacts.

PRIVA-MAX

Practical Post Spacing Suggestions - Calculated from CLFMI Line Post Spacing Publication*
 10 ft maximum spacing in accordance with ASTM F567

Post Type	ASTM F1043 Group I-A (Sch 40 Pipe)				ASTM F1043 Group I-C (LG-40)			
	6 ft High		8 ft High		6 ft High		8 ft High	
Wind Speed	Post	Spacing	Post	Spacing	Post	Spacing	Post	Spacing
70 mph	Size, o.d.	Max.	Size, o.d.	Max.	Size, o.d.	Max.	Size, o.d.	Max.
Exposure A ¹	2.375"	10 ft	2.875"	10 ft	2.375"	10 ft	2.875"	10 ft
Exposure B ²	2.875"	10 ft	2.875"	7 ft	2.375"	10 ft	2.875"	10 ft
Exposure C ³	2.875"	8 ft	4.000"	10 ft	2.875"	10 ft	2.875"	6 ft
Exposure D ⁴	2.875"	7 ft	4.000"	9 ft	2.875"	9 ft	4.000"	10 ft
80 mph	6 ft High		8 ft High		6 ft High		8 ft High	
Exposure A ¹	2.375"	9 ft	2.875"	10 ft	2.375"	10 ft	2.875"	10 ft
Exposure B ²	2.875"	10 ft	2.875"	5 ft	2.375"	7 ft	2.875"	7 ft
Exposure C ³	4.000"	10 ft	4.000"	8 ft	2.875"	9 ft	4.000"	10 ft
Exposure D ⁴	4.000"	10 ft	4.000"	6 ft	2.875"	7 ft	4.000"	8 ft
90 mph	6 ft High		8 ft High		6 ft High		8 ft High	
Exposure A ¹	2.875"	10 ft	2.875"	8 ft	2.375"	10 ft	2.875"	10 ft
Exposure B ²	2.875"	8 ft	4.000"	10 ft	2.875"	10 ft	2.875"	6 ft
Exposure C ³	4.000"	10 ft	4.000"	6 ft	2.875"	7 ft	4.000"	8 ft
Exposure D ⁴	4.000"	9 ft	4.000"	5 ft	2.875"	5 ft	4.000"	6 ft
100 mph	6 ft High		8 ft High		6 ft High		8 ft High	
Exposure A ¹	2.875"	10 ft	2.875"	6 ft	2.375"	9 ft	2.875"	9 ft
Exposure B ²	2.875"	6 ft	4.000"	8 ft	2.875"	9 ft	4.000"	10 ft
Exposure C ³	4.000"	9 ft	4.000"	5 ft	2.875"	5 ft	4.000"	6 ft
Exposure D ⁴	4.000"	7 ft	-----	-----	4.000"	9 ft	4.000"	5 ft
110 mph	6 ft High		8 ft High		6 ft High		8 ft High	
Exposure A ¹	2.875"	10 ft	2.875"	5 ft	2.875"	10 ft	2.875"	7 ft
Exposure B ²	2.875"	5 ft	4.000"	6 ft	2.875"	7 ft	4.000"	8 ft
Exposure C ³	4.000"	7 ft	-----	-----	4.000"	9 ft	4.000"	5 ft
Exposure D ⁴	4.000"	6 ft	-----	-----	4.000"	8 ft	-----	-----
120 mph	6 ft High		8 ft High		6 ft High		8 ft High	
Exposure A ¹	2.875"	8 ft	4.000"	10 ft	2.875"	10 ft	2.875"	6 ft
Exposure B ²	4.000"	10 ft	4.000"	5 ft	2.875"	6 ft	4.000"	6 ft
Exposure C ³	4.000"	6 ft	-----	-----	4.000"	8 ft	-----	-----
Exposure D ⁴	4.000"	5 ft	-----	-----	4.000"	6 ft	-----	-----

Calculated max. post spacings rounded down to nearest foot. Calculated spacings less than 5 ft are not listed.
 No ice exposure. 95% coverage by slats is assumed. Other combinations of post size and spacing are possible.

¹ Exposure A: Large city centers with at least 50% of the buildings having a height of 70 ft.

² Exposure B: Urban/suburban areas, wooded areas, or other terrain with numerous closely spaced obstructions having the size of a single family dwelling or larger.

³ Exposure C: Open terrain with scattered obstructions having heights generally less than 30 ft. This category includes flat open country and grasslands.

⁴ Exposure D: Flat, unobstructed areas exposed to wind flowing over open water for a distance of at least one mile.

*A Guide for the Selection of Line Post Spacing for Chain Link Fence, CLFMI, Columbia, MD (1999)